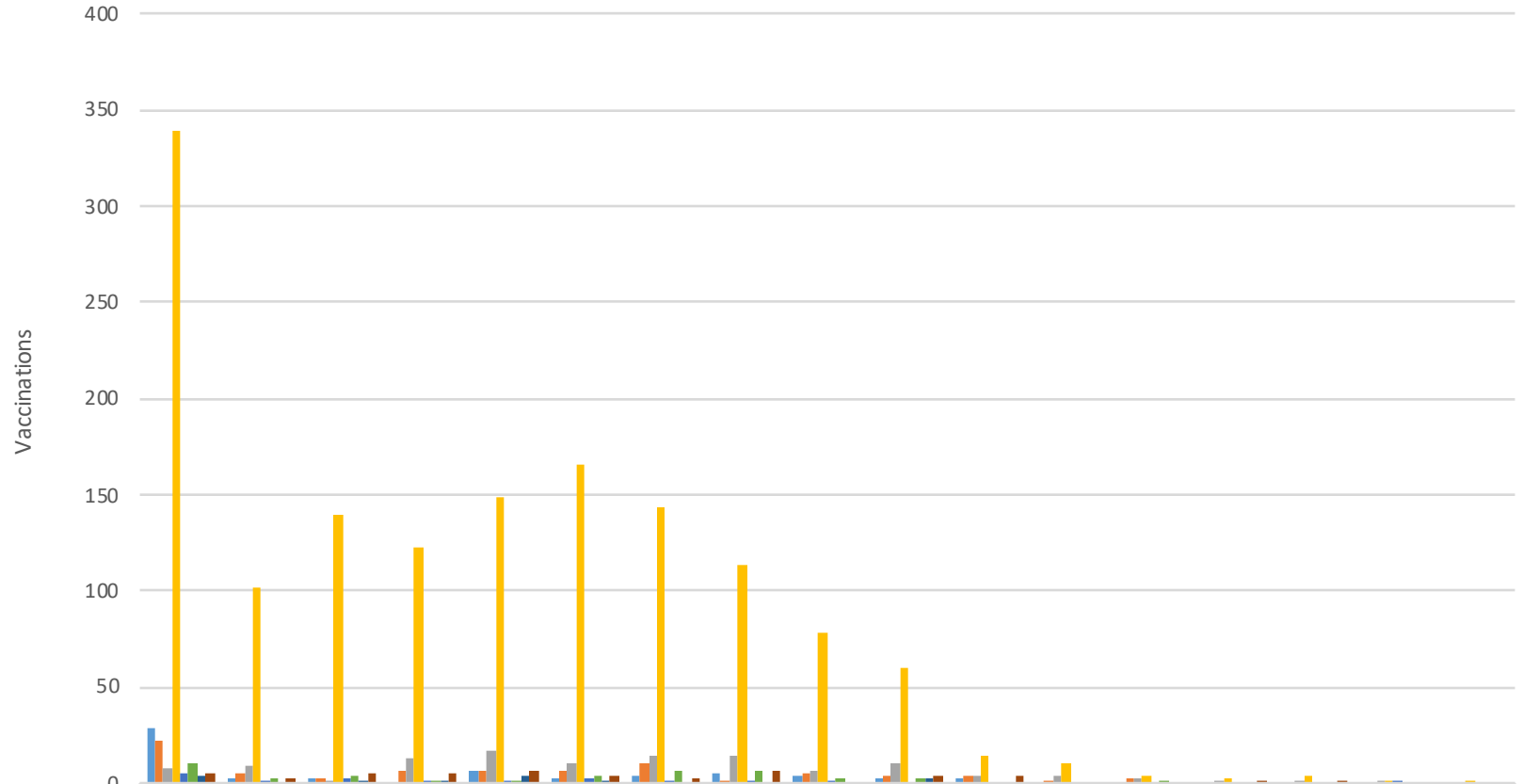


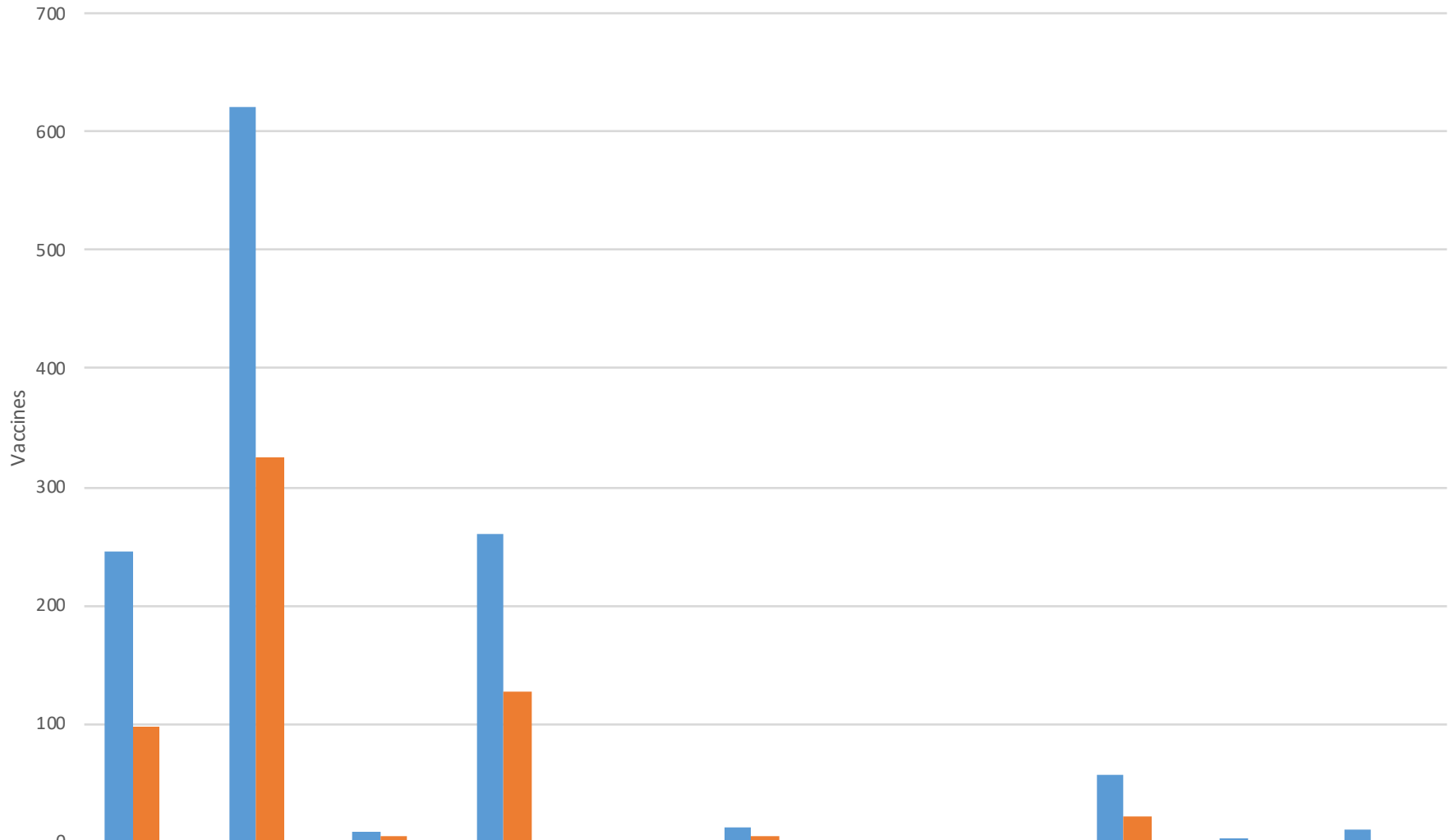
## Vaccinations by Age Group By Race April 23rd to September 9th 2021 1817 Vaccines Administered



	0-17	18-20	21-25	26-30	31-35	36-40	41-45	46-50	51-55	56-60	61-65	66-70	71-75	76-80	81-85	86-90	91-95
Asian or Pacific Islander	29	2	2		6	3	4	5	4	2	2						
Black or African American	22	5	2	7	7	6	10	1	5	4	4	1	2				
Caucasian	8	9	1	13	17	11	14	14	7	11	4	4	2	1	1	1	
Hispanic or Latino	339	102	139	123	149	166	143	114	78	60	14	10	4	2	4	1	1
Native American	5	1	2	1	1	2	1	1	1							1	
Other	11	2	4	1	1	4	7	6	2	2			1				
Two or More Races	4		1	1	4	1				2							
Unknown	5	2	5	5	6	4	2	6		4	4			1	1		

Count of Vaccine Row Labels	Column Labels									
	Asian or Pacific Islander	Black or African American	Caucasian	Hispanic or Latino	Native American	Other	Two or More Races	Unknown	Grand Total	
0-17	29	22	8	339	5	11		4	5	423
18-20	2	5	9	102	1	2			2	123
21-25	2	2	1	139	2	4		1	5	156
26-30		7	13	123	1	1		1	5	151
31-35	6	7	17	149	1	1		4	6	191
36-40	3	6	11	166	2	4		1	4	197
41-45	4	10	14	143	1	7			2	181
46-50	5	1	14	114	1	6			6	147
51-55	4	5	7	78	1	2				97
56-60	2	4	11	60		2		2	4	85
61-65	2	4	4	14					4	28
66-70		1	4	10						15
71-75		2	2	4		1				9
76-80			1	2					1	4
81-85			1	4					1	6
86-90			1	1		1				3
91-95				1						1
<b>Grand Total</b>	<b>59</b>	<b>76</b>	<b>118</b>	<b>1449</b>	<b>16</b>	<b>41</b>		<b>13</b>	<b>45</b>	<b>1817</b>

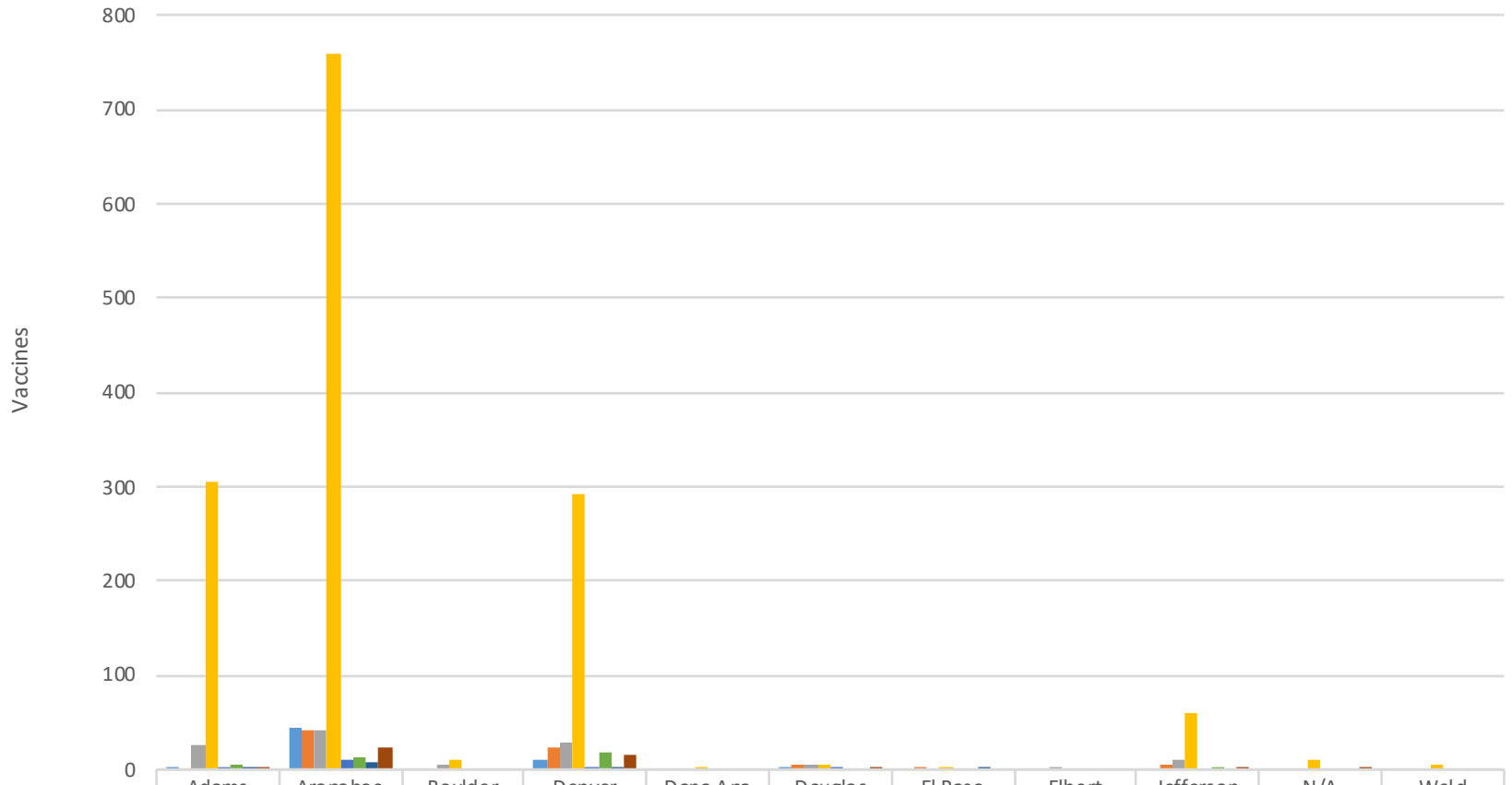
### By County By Dose 1817 Vaccines Administered



	Adams	Arapahoe	Boulder	Denver	Dona Ana	Douglas	El Paso	Elbert	Jefferson	Weld	N/A
■ 1	246	621	9	261	1	12	2	1	57	4	10
■ 2	97	325	5	128		5	1		22	2	1
■ 3	1		1	2		1			2		

Count of Vaccine Row Labels	Column Labels			Grand Total
	1	2	3	
Adams	246	97	1	344
Arapahoe	621	325		946
Boulder	9	5	1	15
Denver	261	128	2	391
Dona Ana	1			1
Douglas	12	5	1	18
El Paso	2	1		3
Elbert	1			1
Jefferson	57	22	2	81
Weld	4	2		6
N/A	10	1		11
<b>Grand Total</b>	<b>1224</b>	<b>586</b>	<b>7</b>	<b>1817</b>

### Vaccines By County By Race 1817 Vaccines Administered



	Adams	Arapahoe	Boulder	Denver	Dona Ana	Douglas	El Paso	Elbert	Jefferson	N/A	Weld
Asian or Pacific Islander	2	45		11		1					
Black or African American		42		23		6	1		4		
Caucasian	25	42	6	28		5		1	11		
Hispanic or Latino	304	760	9	293	1	4	1		61	10	6
Native American	3	11		1		1					
Other	6	14		18					3		
Two or More Races	2	8		2			1				
Unknown	2	24		15		1			2	1	

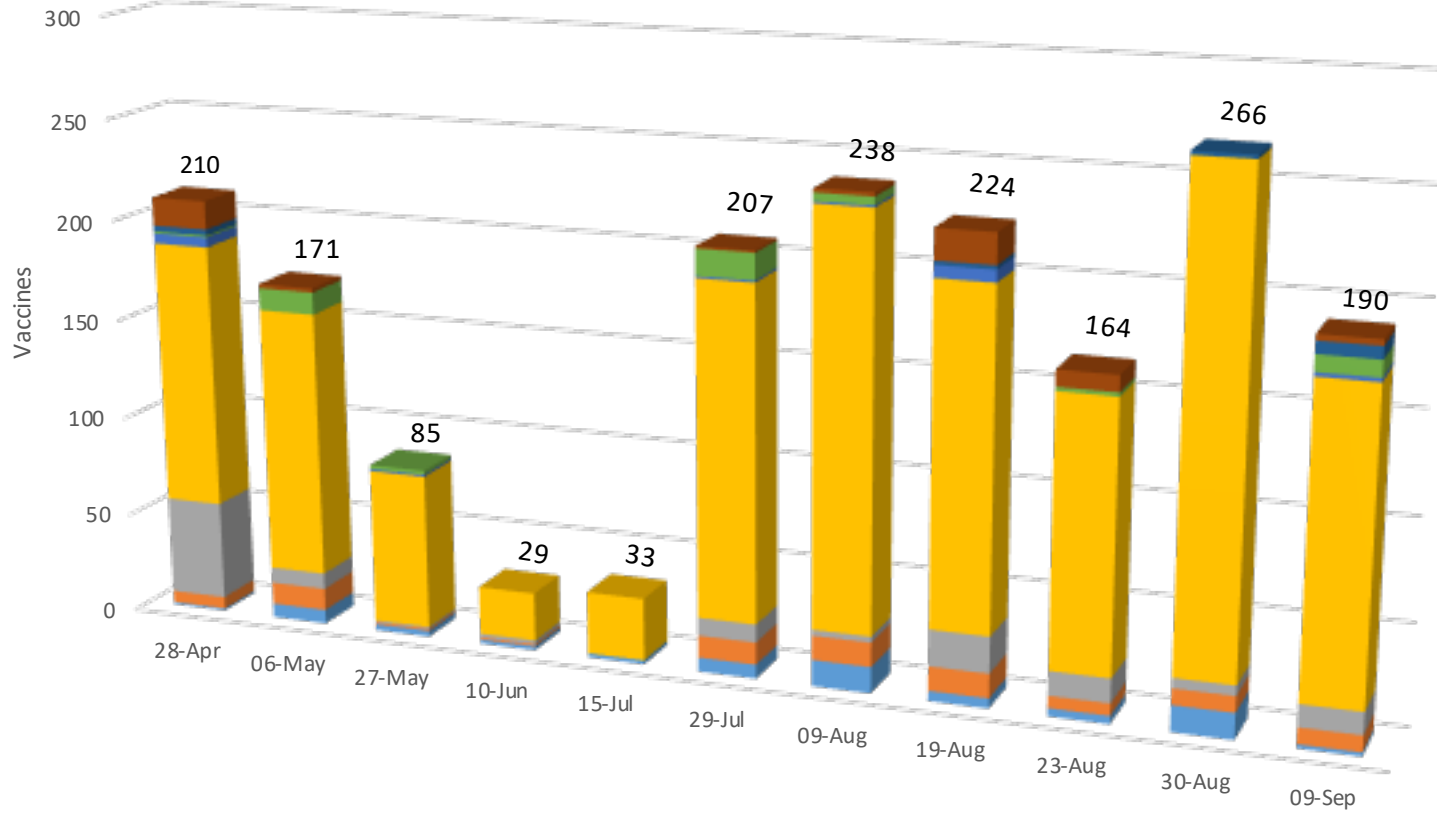
Count of Vaccine Row Labels	Column Labels								
	Asian or Pacific Islander	Black or African American	Caucasian	Hispanic or Latino	Native American	Other	Two or More Races	Unknown	Grand Total
Adams	2		25	304	3	6	2	2	344
Arapahoe	45	42	42	760	11	14	8	24	946
Boulder			6	9					15
Denver	11	23	28	293	1	18	2	15	391
Dona Ana				1					1
Douglas	1	6	5	4	1			1	18
El Paso		1		1			1		3
Elbert			1						1
Jefferson		4	11	61		3		2	81
N/A				10				1	11
Weld				6					6
<b>Grand Total</b>	<b>59</b>	<b>76</b>	<b>118</b>	<b>1449</b>	<b>16</b>	<b>41</b>	<b>13</b>	<b>45</b>	<b>1817</b>



Count of Vaccine		Column Labels										
Row Labels	Adams	Arapahoe	Boulder	Denver	DonaAna	Douglas	El Paso	Elbert	Jefferson	N/A	Weld	Grand Total
0-17	96	231	3	77		4	1		10		1	423
1	58	141	3	50		4			6		1	263
2	38	90		27			1		4			160
18-20	20	53	1	38		5		1	5			123
1	13	30		24		3		1	3			74
2	7	23	1	14		2			2			49
21-25	23	88	1	32			1		9	1	1	156
1	19	60		22			1		6	1		109
2	4	28	1	10					3		1	47
26-30	22	82	2	31		2			10	2		151
1	16	54	1	20		1			6	2		100
2	6	28	1	10		1			4			50
3				1								1
31-35	35	108	2	37		1			7	1		191
1	27	77	2	26		1			5	1		139
2	7	31		11					2			51
3	1											1
36-40	42	103	1	41		1			7	2		197
1	30	74		26					5	1		136
2	12	29	1	14		1			1	1		59
3				1					1			2
41-45	36	81	1	50		1			9	3		181
1	28	55		37		1			7	3		131
2	8	26		13					2			49
3			1									1
46-50	23	76	1	39		1			7			147
1	17	47		26		1			4			95
2	6	29	1	13					3			52
51-55	15	52	2	19		1			3	1	4	97
1	14	31	2	12					3	1	3	66
2	1	21		7		1					1	31
56-60	20	41	1	15	1	1	1		5			85
1	15	29	1	9	1	1	1		5			62
2	5	12		6								23
61-65	5	14		4					5			28
1	5	11		3					4			23
2		3		1					1			5
66-70	3	10		1					1			15
1	2	6		1					1			10
2	1	4										5
71-75		3		3					2	1		9
1		3		2					1	1		7
2				1								1
3									1			1
76-80		1		2					1			4
1				2					1			3
2		1										1
81-85	4	1				1						6
1	2	1										3
2	2											2
3						1						1
86-90		2		1								3
1		2										2
2				1								1
91-95				1								1
1				1								1
<b>Grand Total</b>	<b>344</b>	<b>946</b>	<b>15</b>	<b>391</b>	<b>1</b>	<b>18</b>	<b>3</b>	<b>1</b>	<b>81</b>	<b>11</b>	<b>6</b>	<b>1817</b>



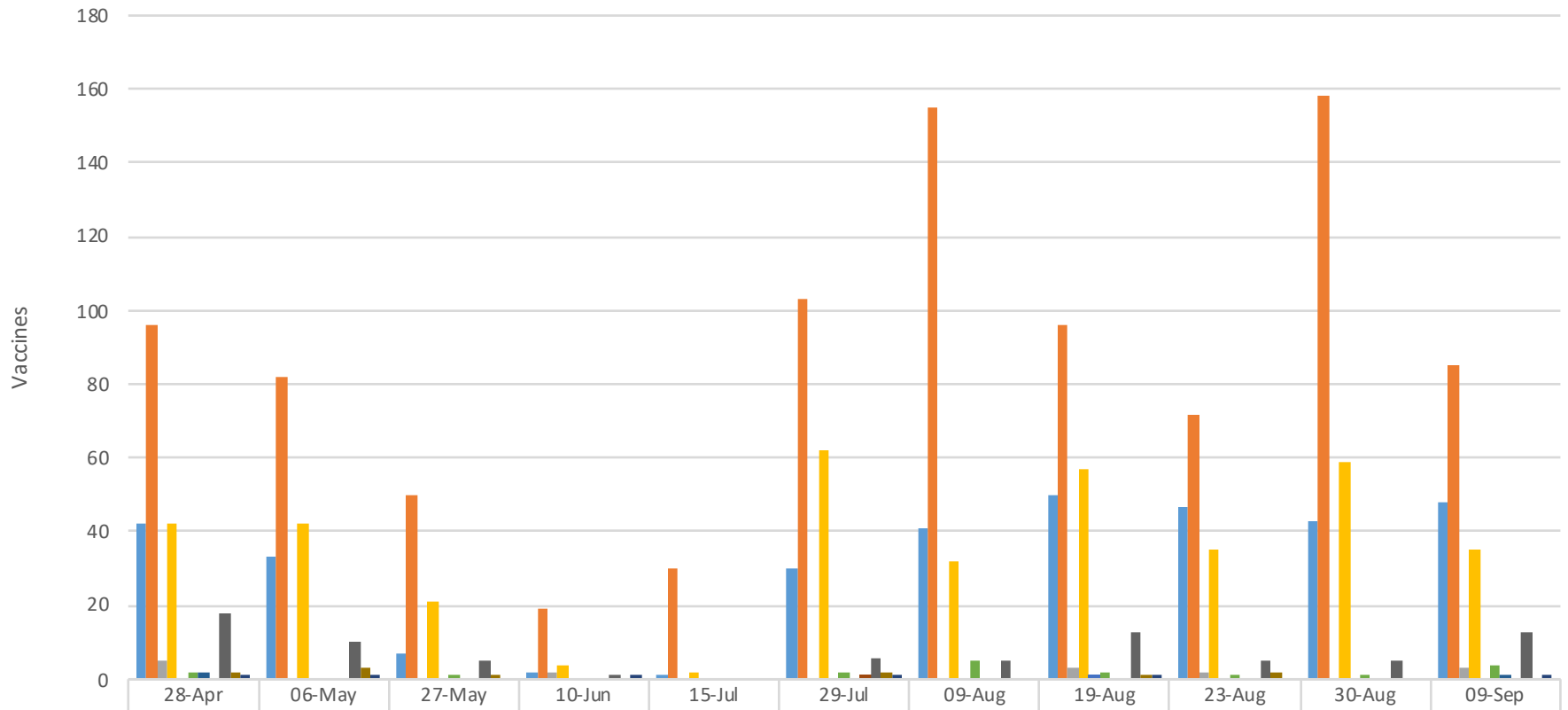
By Clinic Date By Race



	28-Apr	06-May	27-May	10-Jun	15-Jul	29-Jul	09-Aug	19-Aug	23-Aug	30-Aug	09-Sep
Unknown	14	2				1	2	15	8		3
Two or More Races	3							2		2	6
Other	1	11	2			13	4		2		8
Native American	5		1			1	1	6			2
Hispanic or Latino	131	132	77	24	31	165	203	166	132	238	150
Caucasian	49	8	1	2		9	3	18	12	5	11
Black or African American	6	11	1	1		11	12	12	6	8	8
Asian or Pacific Islander	1	7	3	2	2	7	13	5	4	13	2

Count of Vaccine Row Labels	Column Labels								
	Asian or Pacific Islander	Black or African American	Caucasian	Hispanic or Latino	Native American	Other	Two or More Races	Unknown	Grand Total
28-Apr	1	6	49	131	5	1	3	14	210
06-May	7	11	8	132		11		2	171
27-May	3	1	1	77	1	2			85
10-Jun	2	1	2	24					29
15-Jul	2			31					33
29-Jul	7	11	9	165	1	13		1	207
09-Aug	13	12	3	203	1	4		2	238
19-Aug	5	12	18	166	6		2	15	224
23-Aug	4	6	12	132		2		8	164
30-Aug	13	8	5	238			2		266
09-Sep	2	8	11	150	2	8	6	3	190
<b>Grand Total</b>	<b>59</b>	<b>76</b>	<b>118</b>	<b>1449</b>	<b>16</b>	<b>41</b>	<b>13</b>	<b>45</b>	<b>1817</b>

### By Date By County



	28-Apr	06-May	27-May	10-Jun	15-Jul	29-Jul	09-Aug	19-Aug	23-Aug	30-Aug	09-Sep
Adams	42	33	7	2	1	30	41	50	47	43	48
Arapahoe	96	82	50	19	30	103	155	96	72	158	85
Boulder	5			2				3	2		3
Denver	42	42	21	4	2	62	32	57	35	59	35
Dona Ana								1			
Douglas	2		1			2	5	2	1	1	4
El Paso	2										1
Elbert						1					
Jefferson	18	10	5	1		6	5	13	5	5	13
N/A	2	3	1			2		1	2		
Weld	1	1		1		1		1			1

Count of Vaccine	Column Labels											
Row Labels	Adams	Arapahoe	Boulder	Denver	Dona Ana	Douglas	El Paso	Elbert	Jefferson	N/A	Weld	Grand Total
28-Apr	42	96	5	42		2	2		18	2	1	210
06-May	33	82		42					10	3	1	171
27-May	7	50		21		1			5	1		85
10-Jun	2	19	2	4					1		1	29
15-Jul	1	30		2								33
29-Jul	30	103		62		2		1	6	2	1	207
09-Aug	41	155		32		5			5			238
19-Aug	50	96	3	57	1	2			13	1	1	224
23-Aug	47	72	2	35		1			5	2		164
30-Aug	43	158		59		1			5			266
09-Sep	48	85	3	35		4	1		13		1	190
<b>Grand Total</b>	<b>344</b>	<b>946</b>	<b>15</b>	<b>391</b>	<b>1</b>	<b>18</b>	<b>3</b>	<b>1</b>	<b>81</b>	<b>11</b>	<b>6</b>	<b>1817</b>